

## Grantha - 10 - Vowel-less Consonants



॥ ஒம் நமோ ஜிநாய ॥

| ॐ नमो जिनाय | ॐ नमो जिनाय |



சுவநிநாவநி விநிஊக்ஷஃ சூக்ஷுநெநராஃ வஜிஃகம்  
புக்ஷுஃ ஜாதிநிஊஸம் யஃஊஃஊஃ ஊஊஃஊஃ  
अस्तिनास्ति विनिर्मुक्तम् आत्म्यनैरात्म्य वर्जितं  
प्रकृत्या जातिनिर्देशं धर्मचक्रम् इहोच्यते  
அஸ்திநாஸ்தி விநிர்முஃக்தம் ஆத்மயநைராத்மய வர்ஜிதம்  
புக்ஷு'த்யா ஜாதிநிர்ஊஸம்' த'ர்மசக்ரம் இஊஊஃஃயதே  
Free from being and non-being, without Self or non-Self  
The Dharma-Wheel is said to be the explanation of Nature and of birth

In the last lesson, we had covered all the Vowel signs, in this lesson we would be seeing the special vowel less forms.

In **Lesson 8**, I had commented that there are special vowel less forms along with the Virāma based ones. We would be seeing those forms in detail in this lesson. So as such, this would be a very short lesson.

Usually in Grantha, when /t/, /m/ and /n/ appear as pure consonants at the end of words, they take special forms as show below.





t த் த்

க்

n ण् न्

m म् म्

These are special forms that are more often seen in Grantha.

The special vowel less forms of these consonants  ण् &  ण् |  म् &  म् is also be seen rarely.

The other consonants have also forms like this, which can be found in Manuscripts. But they are not found in any printings. These forms would suffice for an average Grantha user.

However, the forms with the Virama are equally valid as well. Thus,

They above all are just 3 different ways to write the same Vowel less consonant m म् म् .

The last one being the usual convention followed, they former two are also equally valid forms.

Some words with these forms

ஹவக் | ராஜநு | ஜயல்

I suppose, people must be able to read the above words by now :-)

This lesson ends with this. The next lesson would be a summary of all the Vowel Signs that have been covered.

---

|| யஜொ ரக்ஷதி ரக்ஷிதஃ ||

---